

TSA S type load cell

Description

Capacities: (E_{max})
50, 100, 200, 250, 300, 500, 1000kg


Rated output:
2.0mV/V
Digital: 1,000,000d

Accuracy:
C3 OIML R60

Material of elastomer:
Alloy steel or stainless steel

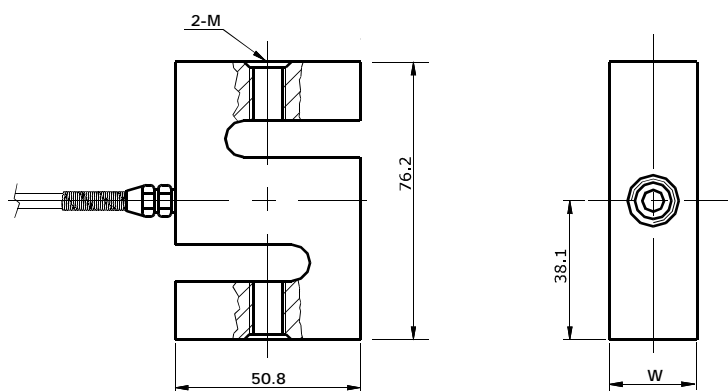
Execution standard:
GB/T 7551-1997 Certificate
(eqv OIML R60)
Combined error: 0.015%

Sealed to IEC 529:
Protection grade: IP67 or IP68.
Protection against total immersion
in water for 30 minutes at a pressure
corresponding to a 1 m head of water.



Dimensions

(In mm. 1mm = 0.03937 inches)



CAP./SIZE (kg)	50	100	150	200	250	300	500	1000
W	15	15	15	19	19	19	19	38
M	M8	M8	M8	M12	M12	M12	M12	M16

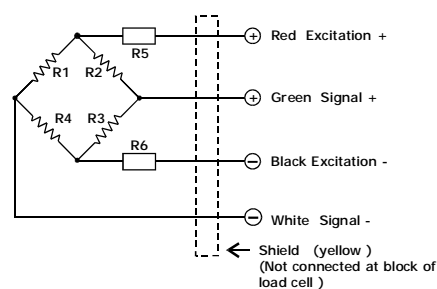
Specification

Item\ Parameter	C3	Unit
Rated load (E_{max}):	50~1000	kg
Maximal numbers of load cell verification Intervals (Nlc):	3000	d
Minimum load cell verification intervals Intervals (Vmin):	0.01	% of rated load
Rated output (Cn):	2.0±0.1%	mV/V
*Combined error:	0.015	±% of rated output
Temperature effect on sensitivity (TKc):	0.0012	±% of rated output/°C
Temperature effect on zero balance (TK0):	0.0008	±% of rated output/°C
Zero balance:	1.0	±% of rated output
Input resistance (Rlc):	385±5	Ω (Ohms)
Output resistance (Ro):	351±2	Ω (Ohms)
Insulation resistance:	≥5000	MΩ (Mega-Ohms)
Safe overload:	150	% of rated capability
Ultimate overload:	300	% of rated capability
Operating temperature range:	-20~+70/-20~+160	°C / °F
Recommend excitation:	8~15	V (DC or AC)
Maximum excitation:	18	V (DC or AC)
Material of elastomer:	Alloy steel / Stainless steel	
Protection class:	IP67/IP68	

The data for deviation of synthesis error, TK0, TKc are typical values. The sum of these data meets the requirements according to OIML R60

Circuit Diagram

Electrical Termination
4 Core cable standard lengths:
3m
Diameter: $\phi 6$
Connection:
Refer to the following drawing:



Notice:

Do not change the length of cable, or lese, it will effect the sensitivity of load cell.

Copyright

Modifications reserved

All details describe our products in general from only.

They are not to be understood as express warranty and do not constitute liability whatsoever.

The company reserves the right to make amendments to this datasheet information without prior notice.

No part of this datasheet, including the texts, photographs, may be reproduced or transmitted without the express written permission of Ningbo Benuei Electric Co.,Ltd.

benuei
benuei electric

Ningbo Benuei Electric Co.,Ltd.
Add: No.18, YangShaShan Xi 9 Road, ChunXiao,
Ningbo Economic&Technical Development Zone, China
ZIP: 315800

Tel: +86-574-8680 6868 0574-8680 6565
Fax: +86-574-8680 6862 0574-8680 6866
E-mail: sales@benuei.com benuei@benuei.com
http://www.benuei.com www.loadcell.cn